

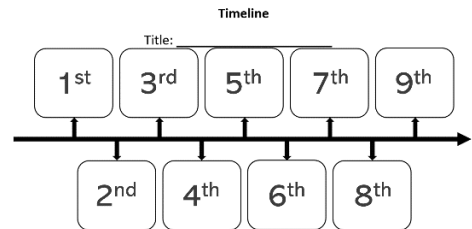
# How to Make a Timeline

**Timeline:** a record of information organized chronologically

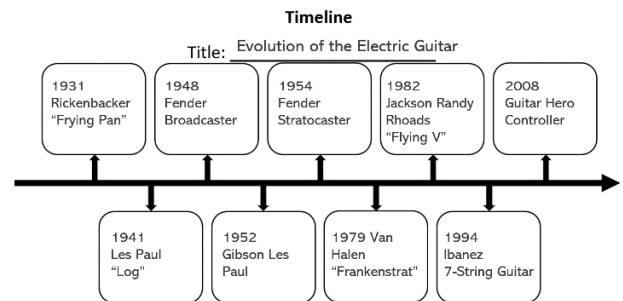
A timeline can be constructed using a simple list on a sheet of paper.

1976 Mom & Dad Married
1977 I was born
1980 My brother was born
1984 We moved to California
1988 We moved back to Mississippi
1995 I graduated high school
2000 I graduated college

Or, you can use a more visual method to record information chronologically from left to right using event boxes.



Here's an example of a timeline showing the evolution of the electric guitar over the course of 70 years.




A Timeline can be useful for keeping track of several different kinds of information:

### Historical Events



### Fictional Events



### The Steps of a Process

