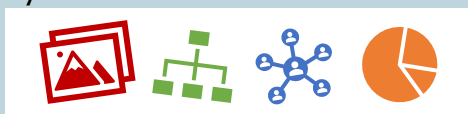


# How to Read Visual Aids


Here is a quick overview of what visual aids are, where they may be found, and the characteristics of the most common types of visual aids.

## What is a visual aid?

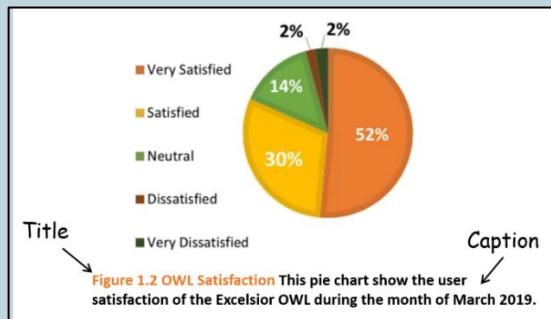
**Visual Aid:** An image or graphic used to display information



Visual aids can be found in just about every kind of print and electronic media. They can appear within the body of the text, in boxes or sidebars, or in appendices.



Each visual aid has a **title** and **caption** with a brief explanation. They are often referred to as "tables" or "figures" and numbered to keep track of them.

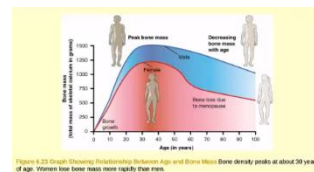


## Common Types of Visual Aids

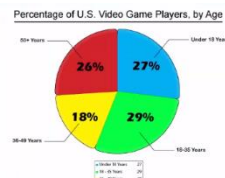
**Tables:** Tables are text-based graphics that display information using words and numbers arranged in columns and rows.

Bone Classifications			
Bone classification	Features	Function(s)	Examples
Long	Cylinder-like shape, longer than it is wide	Leverage	Femur, humerus, radius, ulna, metacarpals, phalanges
Short	Cube-like shape, approximately equal in length, width, and thickness	Provide stability, support, allow allowing for some motion	Carpals, tarsals
Flat	Thin and curved	Points of attachment for muscles; protection of internal organs	Scapula, ribs, scapulae, cranial bones
Irregular	Complex shape	Protect internal organs	Vertebrae, facial bones
Sesamoid	Small and round, embedded in tendons	Protect tendons from compression forces	Patella

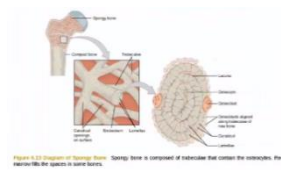
**Graphs:** Graphs display information on a grid using an x/y axis. There are different types of graphs, such as line graphs and bar graphs.



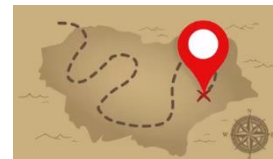
**Charts:** Charts use shapes to convey information, such as percentages, timelines, or processes. There are different types of charts, such as pie charts and flow charts.



**Diagrams:** Diagrams are schematic drawings that show how something works, such as a physical structure, a process, or even a concept.



**Maps:** Maps are used to describe a territory or identify a location.



**Pictures:** There are different kinds of pictures that can be used as visual aids, such as political cartoons and drawings of people, places, things, and events.



**Photographs:** Photographs are also used as visual aids to convey information about people, places, things, and events. The types and uses of photos can vary greatly because of the different types of devices used to take them, such as cameras, telescopes, microscopes, and even MRI machines.

